

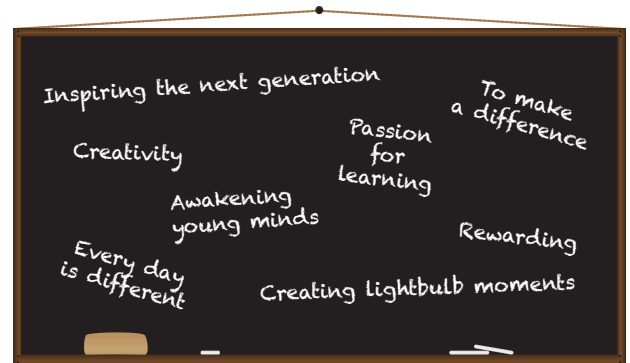



# YOUR FREE GUIDE TO GETTING INTO TEACHING

Inside you'll find **top tips, resources and advice** on the various routes into teaching, how to succeed in your application and **how to prepare for teacher training**.

# WHY TEACH?

Teaching is not an easy choice, but it can be extremely rewarding. When we asked some practicing teachers, all members of our SAGE Teacher Panel, what inspired them to get into teaching, here are some of their reasons...



# ROUTES INTO TEACHING

**For graduates who want the option of hands-on training in a school.**

e.g. School Direct, School-centred initial teacher training, Accelerated training programme

**You can choose a university training programme which will include time learning in a school.**

e.g. Undergraduate teacher training course, Postgraduate Certificate in Education, Subject knowledge enhancement course

**Specialist training options offer different routes depending on your professional or academic background.**

e.g. Teach First, Researchers in Schools, Assessment Only route, Troops to Teachers, Future Training scholars, Premier Pathways, Now Teach

Over the past years, the nature of teacher training has changed considerably, offering teachers-to-be a variety of training routes to enter the teaching profession. Before you make up your mind, take a look at the different teacher training routes on offer – to help find the most suitable route for you!



# THINKING ABOUT GETTING INTO TEACHING?

Take the first step  
– get to know the  
Professional Skills Tests!

1

All teacher training  
course applicants must  
pass the QTS skills tests...

- Before the start of  
their course
- After the start of  
their course
- During the course

There are two tests.  
These are on...

- History of teaching  
and literacy
- Numeracy and  
Education policy
- Numeracy and  
literacy

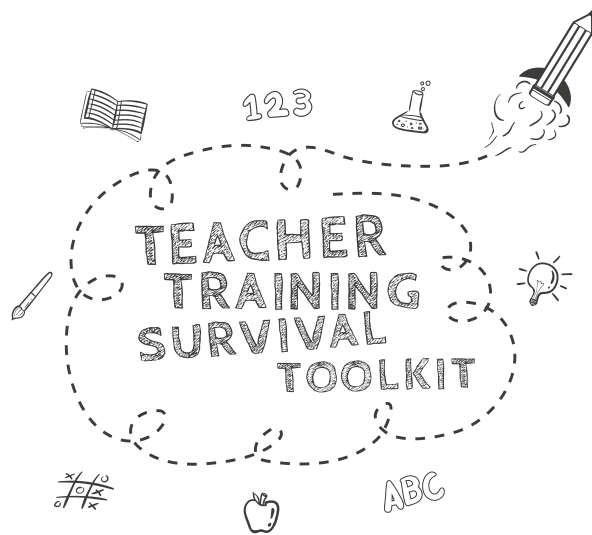
2

How many resits can an  
applicant take?

- A maximum of 2 resits
- From 14th February  
2018 you can take as  
many attempts per  
subject, with the first  
two resits being free
- No resits are possible

3

FREE RESOURCES FOR  
THE TEACHER TRAINING JOURNEY



GET YOURS TODAY AT  
[BIT.LY/TRINEETOOLKIT](https://bit.ly/trainee toolkit)

# YOUR APPLICATION: TOP 5 TIPS

**1. Spelling, grammar and punctuation.** Some ITT providers automatically discard applications that show that prospective students cannot be bothered to proof-read them. Work through your application carefully, using a dictionary to avoid spelling mistakes. Ask a friend or relative with strong literacy skills to check it for you.

**2. Presentation.** Your application must be well written, concise and it needs to address the important issues. Nowadays most applications are online, so it is important that font size and style is readable and appropriate. Dispense with smiley faces and emoticons!

MORE HELPFUL  
TIPS INSIDE



**3. Content.** Keep it relevant and concise. Only go into detail about experiences that enhance your application by displaying your commitment to education or highlight skills that can be applied to teaching.

**4. Do your homework.** Demonstrate that you can reflect intelligently on the experience and knowledge you have of current issues in education to show interest and commitment. Find out what you can about the course from its website, handbook and open days.

**5. Be honest and be yourself.** Enthusiasm, passion and the ability to help pupils develop and grow in their learning is more important than simply stating 'I've always wanted to be a teacher'. Think of your own angle or story – this is your application.



# TEACHER TRAINING:

## 10 THINGS I WISH SOMEONE HAD TOLD ME

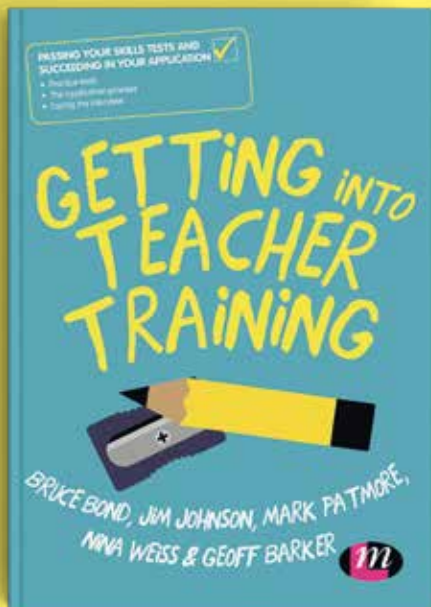
Thinking about applying to teacher training but not sure what to expect? Most newly qualified teachers will tell you that their teacher training journey was filled with ups and downs. **NQT Charlotte** shares some of the things she wished someone had told her and we hope they are useful for trainees starting off their journey into teaching.

1. Being organised is absolutely, fundamentally key to getting through this year.
2. Your trainee year is the time to try out weird and wacky lesson ideas as you can get an honest critique on it and reflect on its effectiveness.

3. Not all mentors are as supportive or nurturing as you would hope.
4. You will need to be resilient as on a daily basis you will be told what went wrong with your lesson.
5. It is weird to teach someone else's class, especially with them in the room. Just remember that you will have your own class soon and do things you want.
6. Following on from point 5, make sure that you do begin to think about what it's you would like to keep for your own class and what you would change.
7. Be critically reflective of yourself but not to the detriment of your confidence. A supportive mentor should help you but you may need to be quite resilient.
8. Find fellow trainees on Twitter to talk to when the going gets tough, a problem shared is a problem halved.
9. Use resources that are already available rather than creating your own.
10. Be good to yourself, take a break on the weekends, spend some time with friends and family and get ready for a very rewarding and challenging job.

# FOR YOUR BOOKSHELF


Available on Amazon



£19.99



£9.99



£9.99

[sagepub.com](http://sagepub.com)



**SAGE**  
Publishing