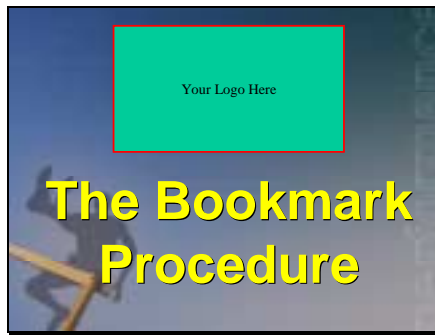


The Bookmark Procedure Notetaking Guide

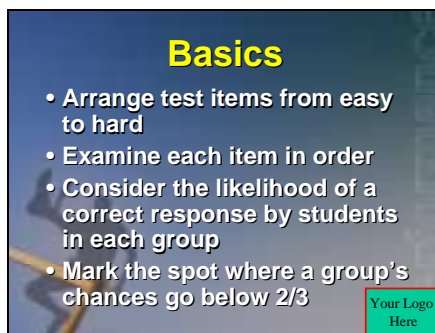
Slide 1



Your Logo Here

The Bookmark Procedure

Slide 2

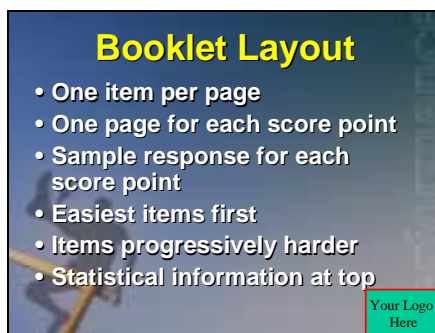


Basics

- Arrange test items from easy to hard
- Examine each item in order
- Consider the likelihood of a correct response by students in each group
- Mark the spot where a group's chances go below 2/3

Your Logo Here

Slide 3



Booklet Layout

- One item per page
- One page for each score point
- Sample response for each score point
- Easiest items first
- Items progressively harder
- Statistical information at top

Your Logo Here

Slide 4

Booklet Layout

Easy Moderate Hard

Your Logo Here

Slide 5

Sample Page

Item 2
Achievement level required for a 2/3 chance to answer correctly: .67

1

Which of these best supports the idea that Mary McLeod Bethune is concerned with helping young people find their way in the world?

A. the legacy she leaves in her will
B. her desire to return and help Essie
C. her zeal for her own place in history
D. the way she inspires Essie to believe

Answer: A

Your Logo Here

Slide 6

Sample Page

37-3
Achievement level required for a 2/3 chance to answer correctly: 1.17

27

In paragraph 6, the author writes, "when I came to America I found that the school and my grandmother were both wrong." Explain what his school taught him and what his grandmother told him about America, and give one example for each to show how they were both wrong. Write your answer in the Answer Document.

Sample response at the 3 level

Your Logo Here

Slide 7

Achievement Levels

- Below Basic
- Basic
- Proficient
- Advanced

Your Logo Here

Slide 8

Basic

- Consider the definition for **Basic**
- Think about the student who is **just barely Basic**
- What can that student do?

Your Logo Here

Slide 9

Proficient

- Consider the definition for **Proficient**
- Think about the student who is **just barely Proficient**
- What can that student do?

Your Logo Here

Slide 10

Advanced

- Consider the definition for **Advanced**
- Think about the student who is **just barely Advanced**
- What can that student do?

Your Logo Here

Slide 11

Bookmark Setting Questions

- What knowledge or skill is required to earn this point?
- What makes later items more difficult than earlier items?
- Think of a large group of students at the cut score for this level. **Would about 2/3 of them earn this point?**

Your Logo Here

Slide 12

The Tricky Part

Difficulty-Ordered Reading Test Booklet Layout					
Booklet Order	Original Item #	Standard Benchmark	Probability of Response	Reach Difficulty/Step Value	Ach. @ 2/3 Pass
1	2	LT/AX	0.89	-1.358	-0.67
2	29-1	RP/BX	0.90	-1.000	-0.54
3	8-1	IT/AX	0.90	-0.850	-0.49
4	12	IT/BX	0.89	-0.984	-0.29
5	33-1	IT/CX	0.85	-0.530	-0.15
6	14	LT/EX	0.83	-0.748	-0.06
7	18	IT/BX	0.78	-0.670	0.02

Your Logo Here

Slide 13

Your Task: Round 1

- Examine test items
- Determine knowledge and skills needed to answer correctly
- Determine what makes later items more difficult than earlier ones
- Place three bookmarks

Your Logo Here

Slide 14

Placing Bookmarks



Your Logo Here

Slide 15

The Bookmark

Standard Setting
Rater Number R01

Bookmarks (Enter Page Numbers)

Round	Basic	Proficient	Advanced
1	14	27	32
2			

Notes

Your Logo Here

Slide 16

Behind the Scenes

- We tally your bookmarks
- We calculate your cut scores
- We calculate means and ranges of cut scores
- We create tables and graphs
- We plot impact of cut scores

Your Logo Here

Slide 17

Results of Round 1

Your Logo Here

Slide 18

Results of Round 1

Results of Round 1 of Rating						
Rater	Basic		Proficient		Advanced	
	Page	Ach.	Page	Ach.	Page	Ach.
1	14	0.4	27	1.17	32	1.34
2	17	0.56	25	1.05	37	1.45
3	14	0.4	23	0.82	33	1.29
4	15	0.46	18	0.57	35	1.47
5	18	0.57	26	1.1	43	1.67
6	18	0.57	26	1.1	45	1.74
7	17	0.56	25	1.05	47	1.9
8	16	0.54	23	0.82	41	1.57
9	14	0.4	24	1.02	38	1.5

Your Logo Here

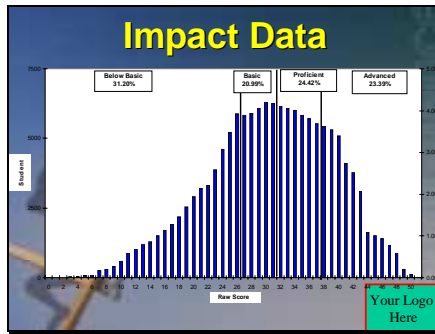
Slide 19

Results of Round 1

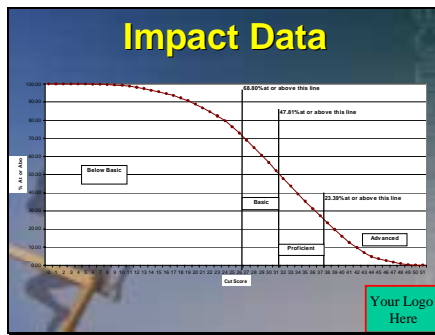
	Basic		Proficient		Advanced	
	Page	Ach.	Page	Ach.	Page	Ach.
Mean		0.493		0.952		1.568
SD		0.076		0.183		0.124
M-1SD		0.418		0.769		1.445
M+1SD		0.569		1.136		1.692
Mean Cut		27		32		38
Low Cut		26		28		36
Cut-1SD		26		30		37
Cut+1SD		28		34		39
High Cut		28		35		41

Your Logo Here

Slide 20



Slide 21



Slide 22

Your Task: Round 2

- Examine impact data
- Discuss results of Round 1
- Narrow focus to items near the cut scores
- Re-examine items as in Round 1
- **Place three bookmarks**

Your Logo Here

Slide 23

Behind the Scenes

- We tally your bookmarks
- We calculate your cut scores
- We calculate means and ranges of cut scores
- We create tables and graphs
- We plot impact of cut scores

Your Logo Here

Slide 24

Results of Round 2

The chart displays bookmark counts for three performance levels: Basic (red), Proficient (green), and Advanced (blue) across 24 pages. The y-axis represents the number of bookmarks (0-10), and the x-axis represents the page number. Basic bookmarks are concentrated in the first 6 pages, Proficient in pages 7-18, and Advanced in pages 19-24.

Page	Basic	Proficient	Advanced
1	4	0	0
2	4	0	0
3	5	0	0
4	0	1	0
5	0	1	0
6	0	1	0
7	0	1	0
8	0	1	0
9	0	1	0
10	0	1	0
11	0	1	0
12	0	1	0
13	0	1	0
14	0	1	0
15	0	1	0
16	0	1	0
17	0	1	0
18	0	1	0
19	0	0	2
20	0	0	2
21	0	0	2
22	0	0	2
23	0	0	2
24	0	0	2

Your Logo Here

Slide 25

Your Task: Round 3

- Review results of Round 2
- Examine impact data
- Narrow focus to items near the cut scores
- Discuss cut scores
- **Set three cut scores**

Your Logo Here

Slide 26

Follow-Up

- Calculate final cut scores
- Calculate impact
- Share results with other groups
- Present results to State Board of Education

Your Logo Here
